

**China Vehicle Dependability Remains Stable, J.D. Power Finds**Porsche, FAW Toyota and WEY Rank Highest in Respective Segments

**SHANGHAI: 31 Oct. 2023** –The number of overall industry problems in China is 180 problems per 100 (PP100) vehicles, the same number of problems as the 2022 study, according to the J.D. Power 2023 China Vehicle Dependability Study<sup>SM</sup> (VDS), released today.

The study, now in its 14th year, measures the number of problems experienced per 100 vehicles during the past six months by owners of 13- to 48-month-old vehicles. A lower score reflects higher vehicle quality. The study covers 177 specific problems grouped into nine major vehicle categories: exterior; interior; driving experience; features/controls/displays (FCD); infotainment; climate; seats; powertrain; and driving assistance.

According to the study, malfunction problems have increased to 106 PP100 in 2023 from 102 PP100 in 2022. There is a significant increase in malfunction problems in three categories: seats (+4.4 PP100); interior (+2.5 PP100); and climate (+1.6). Conversely, design problems are 74 PP100, a decline of 4 PP100 from 2022.

“Although manufacturers regard quality above everything else, some do not pay enough attention to quality after the warranty period,” said **Elvis Yang, general manager of auto product practice at J.D. Power China**. “However, such problems directly affect owners’ concerns about the long-term dependability and durable quality of their vehicle. Manufacturers need to pay more attention to long-term quality and improve quality management standards.”

Following are additional findings of the 2023 study:

- **Four assisted driving problems need to be addressed:** The top four assisted driving problems cited by vehicle owners are blind spot monitoring; the parking cameras’ lens gets dirty easily; the accuracy of the front collision warning; and the stability of the cruise. Some of these problems can be improved through software upgrades.
- **Chinese domestic brands have highest number of problems by low and medium mileage:** Chinese domestic brands with mileage below 20,000 kilometers and between 40,000 - 80,000 kilometers experience more problems than other international brands, 192 PP100 and 215 PP100, respectively.
- **Dealers can provide system update services to improve the owner experience:** Vehicle owners can upgrade functions such as navigation/maps; audio/entertainment systems; Bluetooth; and in-car smart voice assistance through multiple channels. Nearly 90% of owners say they have a better experience after updating the system in the dealer store, and 74% of owners say they have better experience after an over-the-air (OTA) technology online upgrade.

**Highest-Ranked Brands and Models**

**Porsche** ranks highest in vehicle dependability among premium brands with 137 PP100, while **BMW** (140 PP100) and **Land Rover** (140 PP100) each rank second in a tie.

**FAW Toyota** is the highest-ranked mass market brand with 142 PP100. **Changan Ford** (157 PP100) ranks second and **GAC Toyota** (166 PP100) ranks third.

**WEY** is the highest-ranked Chinese domestic brand with 180 PP100. **Lynk & Co** (181 PP100) ranks second, while **Chery** (182 PP100) and **FAW Hongqi** (182 PP100) each rank third in a tie.

In the 2023 study, 22 models from 14 brands are eligible for awards across 19 segments.

- **BMW** models ranking highest in their respective segments are **BMW 5 Series**; **BMW 7 Series**; and **BMW X1**.
- **Changan Ford** models ranking highest in their respective segments are **Ford Mondeo** and **Ford Edge**.
- **FAW Toyota** models ranking highest in their respective segments are **Toyota Vios/Vios FS**; **Toyota Corolla**; **Toyota IZOA**; and **Toyota RAV4**.
- **Mercedes-Benz** models ranking highest in their respective segments are **Mercedes-Benz A-Class** and **Mercedes-Benz GLC-Class**.
- **SAIC Volkswagen** models that rank highest in their respective segments are **Volkswagen Polo** and **T-CROSS**.

Other models that rank highest in their respective segments are **Baojun 730**; **Cadillac XTS**; **GAC Trumpchi GS4**; **Geely Binyue**; **Honda Odyssey**; **Hyundai ix35**; **Land Rover Range Rover**; **Skoda Kamiq**; and **Toyota Camry**.

The 2023 study is based on responses from 37,973 vehicle owners who purchased their vehicle between December 2018 and May 2022. The study includes 247 models from 46 different brands and was fielded from January through June 2023 in 81 major cities across China.

**J.D. Power** is a global leader in consumer insights, advisory services and data and analytics. Those capabilities enable J.D. Power to help its clients drive customer satisfaction, growth and profitability. Established in 1968, J.D. Power has offices serving North America, Asia Pacific and Europe. For more information, please visit [china.jdpower.com](http://china.jdpower.com) or stay connected with us on [J.D. Power WeChat](#) and [Weibo](#).

#### **Media Relations Contacts**

Mengmeng Wang, J.D. Power; China; +86 21 8026 5719; [mengmeng.wang@jdpa.com](mailto:mengmeng.wang@jdpa.com)  
Geno Effler, J.D. Power; USA; 001-714-621-6224; [media.relations@jdpa.com](mailto:media.relations@jdpa.com)

**About J.D. Power and Advertising/Promotional Rules** [www.jdpower.com/business/about-us/press-release-info](http://www.jdpower.com/business/about-us/press-release-info)

###

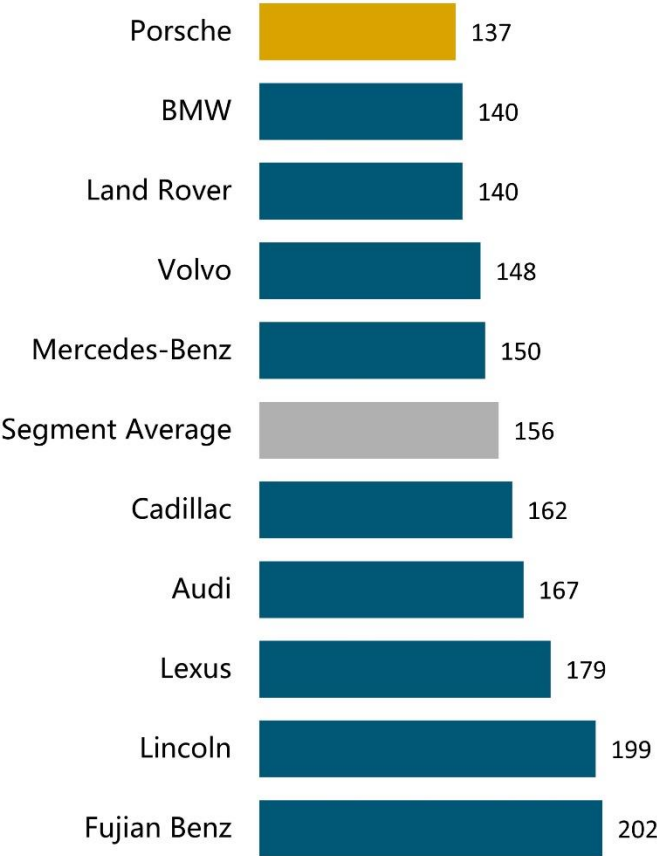
NOTE: Seven charts follow.

# J.D. Power 2023 China Vehicle Dependability Study<sup>SM</sup> (VDS)

---

## Premium Brands

Problem per 100 Vehicles (PP100)



---

Source: J.D. Power 2023 China Vehicle Dependability Study<sup>SM</sup> (VDS)

Charts and graphs extracted from this press release for use by the media must be accompanied by a statement identifying J.D. Power as the publisher and the study from which it originated as the source. Rankings are based on numerical scores, and not necessarily on statistical significance. No advertising or other promotional use can be made of the information in this release or J.D. Power survey results without the express prior written consent of J.D. Power.

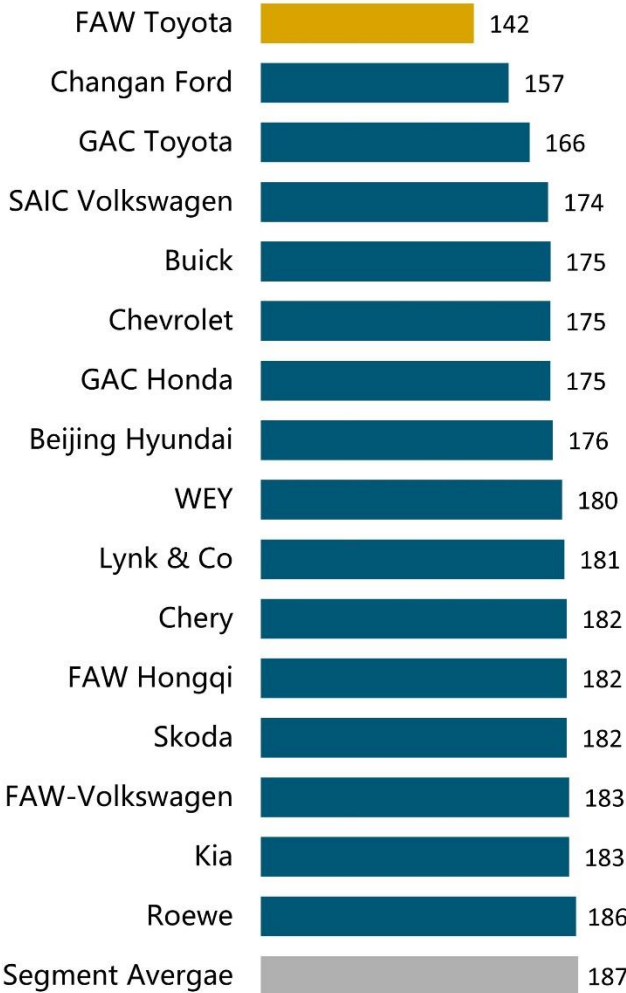
# J.D. Power

## 2023 China Vehicle Dependability Study<sup>SM</sup> (VDS)

---

### Mass Market Brands (1/2)

Problem per 100 Vehicles (PP100)



---

Source: J.D. Power 2023 China Vehicle Dependability Study<sup>SM</sup> (VDS)

Charts and graphs extracted from this press release for use by the media must be accompanied by a statement identifying J.D. Power as the publisher and the study from which it originated as the source. Rankings are based on numerical scores, and not necessarily on statistical significance. No advertising or other promotional use can be made of the information in this release or J.D. Power survey results without the express prior written consent of J.D. Power.

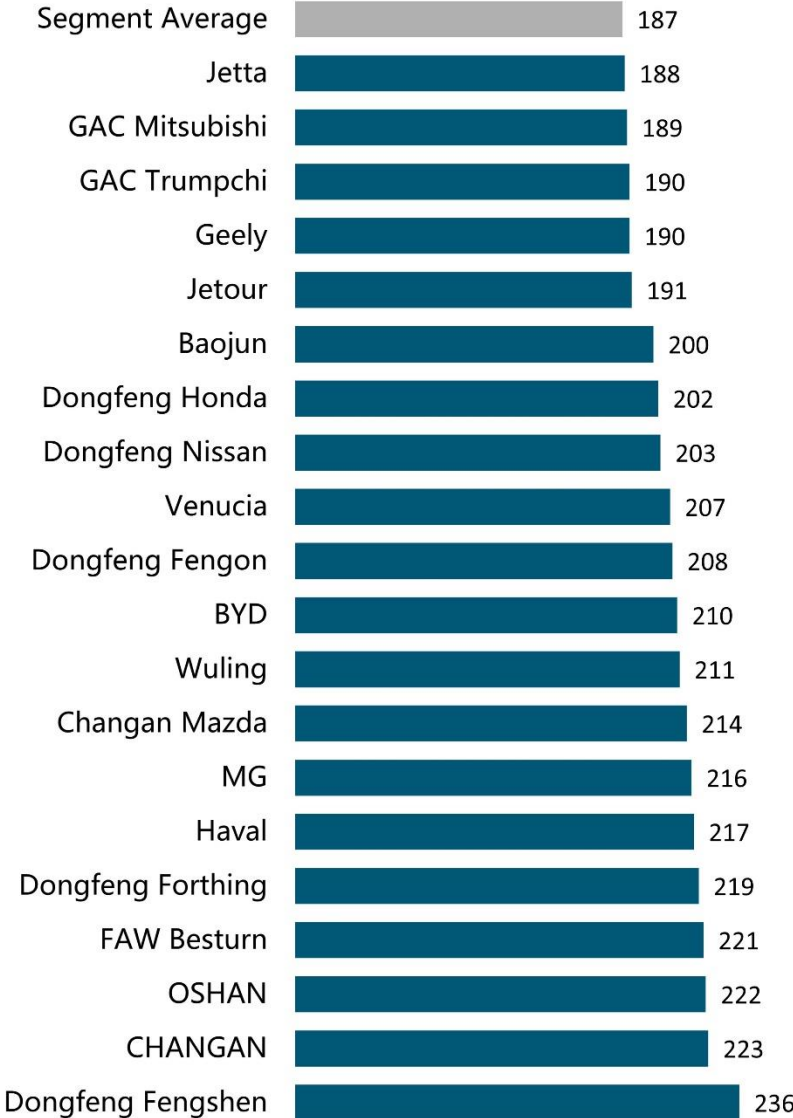
# J.D. Power

## 2023 China Vehicle Dependability Study<sup>SM</sup> (VDS)

---

### Mass Market Brands (2/2)

Problem per 100 Vehicles (PP100)



---

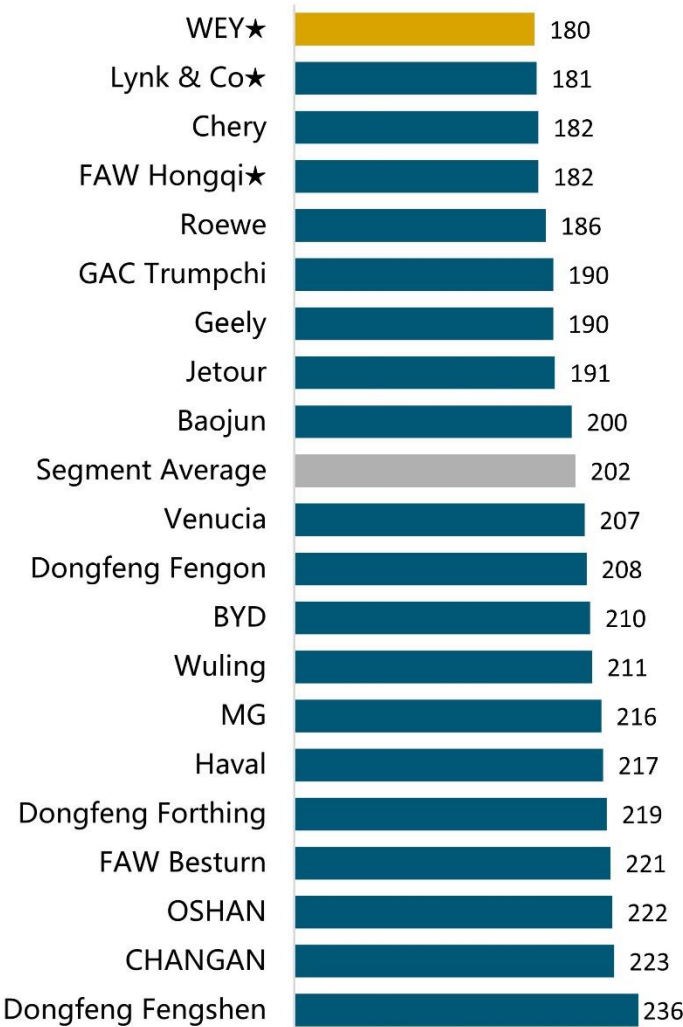
Source: J.D. Power 2023 China Vehicle Dependability Study<sup>SM</sup> (VDS)

Charts and graphs extracted from this press release for use by the media must be accompanied by a statement identifying J.D. Power as the publisher and the study from which it originated as the source. Rankings are based on numerical scores, and not necessarily on statistical significance. No advertising or other promotional use can be made of the information in this release or J.D. Power survey results without the express prior written consent of J.D. Power.

# J.D. Power 2023 China Vehicle Dependability Study<sup>SM</sup> (VDS)

## Chinese Domestic Brands

Problem per 100 Vehicles (PP100)



★ Defined as Chinese domestic brands whose premium models contribute more than 50% of its total sales; Premium models are defined as those with an average MSRP of more than RMB 150,000.

Source: J.D. Power 2023 China Vehicle Dependability Study<sup>SM</sup> (VDS)

Charts and graphs extracted from this press release for use by the media must be accompanied by a statement identifying J.D. Power as the publisher and the study from which it originated as the source. Rankings are based on numerical scores, and not necessarily on statistical significance. No advertising or other promotional use can be made of the information in this release or J.D. Power survey results without the express prior written consent of J.D. Power.

# J.D. Power 2023 China Vehicle Dependability Study<sup>SM</sup> (VDS)

---

## Top Three Models per Segment Car Segment

---

### Compact Car

**Highest Ranked: Toyota Vios/Vios FS**  
Second Ranked: Hyundai Yuena Verna  
Third Ranked: Hyundai Reina

---

### Compact Upper Car

**Highest Ranked: Volkswagen Polo**  
Second Ranked: Toyota Levin  
Third Ranked: Skoda Rapid

---

### Compact Premium Car

**Highest Ranked: Cadillac XTS (tie)**  
**Highest Ranked: Mercedes-Benz A-Class (tie)**  
Third Ranked: BMW 3 Series

---

### Midsize Economy Car

**Highest Ranked: Toyota Corolla**  
Second Ranked: Ford Focus  
Third Ranked: Volkswagen Lavida

---

### Midsize Car

**Highest Ranked: Ford Mondeo**  
Second Ranked: Volkswagen Lamando  
Third Ranked: Hyundai Mistra

---

### Midsize Upper Car

**Highest Ranked: Toyota Camry**  
Second Ranked: Toyota Avalon  
Third Ranked: Buick Regal

---

### Midsize Premium Car\*

**Highest Ranked: BMW 5 Series**

---

### Large Premium Car\*

**Highest Ranked: BMW 7 Series**  
Second Ranked: Mercedes-Benz S-Class

---

\* No other model in this segment performs above segment average.

Source: J.D. Power 2023 China Vehicle Dependability Study<sup>SM</sup> (VDS)

Charts and graphs extracted from this press release for use by the media must be accompanied by a statement identifying J.D. Power as the publisher and the study from which it originated as the source. Rankings are based on numerical scores, and not necessarily on statistical significance. No advertising or other promotional use can be made of the information in this release or J.D. Power survey results without the express prior written consent of J.D. Power.



# J.D. Power 2023 China Vehicle Dependability Study<sup>SM</sup> (VDS)

---

## Top Three Models per Segment SUV Segment

---

### Compact SUV

**Highest Ranked: Geely Binyue**  
Second Ranked: GAC Trumpchi GS3  
Third Ranked: Chery Tiggo 3x

---

### Compact Premium SUV

**Highest Ranked: BMW X1**  
Second Ranked: Volvo XC40  
Third Ranked: Cadillac XT4

---

### Midsized SUV

**Highest Ranked: Toyota IZOA**  
Second Ranked: Kia Sportage R  
Third Ranked: Hyundai Tucson

---

### Midsized Premium SUV

**Highest Ranked: Mercedes-Benz GLC-Class**  
Second Ranked: Porsche Macan  
Third Ranked: Land Rover Discovery Sport

---

### Large Premium SUV

**Highest Ranked: Land Rover Range Rover**  
Second Ranked: Porsche Cayenne  
Third Ranked: BMW X5 (Import)

---

---

### Compact Upper SUV

**Highest Ranked: GAC Trumpchi GS4 (tie)**  
**Highest Ranked: Skoda Kamiq(tie)**  
**Highest Ranked: Volkswagen T-CROSS (tie)**

---

### Midsized Economy SUV

**Highest Ranked: Hyundai ix35**  
Second Ranked: Honda Vezel  
Third Ranked: Honda XR-V

---

### Midsized Upper SUV

**Highest Ranked: Toyota RAV4**  
Second Ranked: Honda Breeze  
Third Ranked: Toyota Wildlander

---

### Large SUV

**Highest Ranked: Ford Edge**  
Second Ranked: Honda Avancier  
Third Ranked: Toyota Highlander

---

---

Source: J.D. Power 2023 China Vehicle Dependability Study<sup>SM</sup> (VDS)

Charts and graphs extracted from this press release for use by the media must be accompanied by a statement identifying J.D. Power as the publisher and the study from which it originated as the source. Rankings are based on numerical scores, and not necessarily on statistical significance. No advertising or other promotional use can be made of the information in this release or J.D. Power survey results without the express prior written consent of J.D. Power.



# J.D. Power 2023 China Vehicle Dependability Study<sup>SM</sup> (VDS)

---

## Top Three Models per Segment MPV Segment

---

### Compact MPV

**Highest Ranked: Baojun 730**  
Second Ranked: Wuling Hongguang Plus (tie)  
Second Ranked: Wuling Hongguang S/S1 (tie)

---

---

### Large MPV\*

**Highest Ranked: Honda Odyssey**  
Second Ranked: Buick All New GL8

---

*\* No other model in this segment performs above segment average.*

*Note: To qualify for an award in the 2023 China Vehicle Dependability Study, models must meet these criteria: 1. Four models with at least 100 samples, or three models with at least 100 samples and with more than 80% of market share. 2. At least one model must perform better than segment average. In the Midsize MPV and Premium MPV segments, these criteria were not met, thus no awards have been issued.*

---

*Source: J.D. Power 2023 China Vehicle Dependability Study<sup>SM</sup> (VDS)*

*Charts and graphs extracted from this press release for use by the media must be accompanied by a statement identifying J.D. Power as the publisher and the study from which it originated as the source. Rankings are based on numerical scores, and not necessarily on statistical significance. No advertising or other promotional use can be made of the information in this release or J.D. Power survey results without the express prior written consent of J.D. Power.*